


RIDER R 65 FD 65


Three separate levers allow the user to lift up and down both the squeegee and the brush head and to manage in an easy way the water flow.



RIDER R 65 FD 65



Available in both institutional colors.



RIDER R 65 FD 65 BC



Available in both institutional colors. Battery charger 24V 20A, battery set (2 pcs) 12V 105 Ah on standard equipment



RIDER R 65 FD 65
Four brushes,
cleaning width 650 mm,
squeegee width 750 mm

ghibli & wirbel

100% MADE IN ITALY

Via Circonvallazione, 5 - 27020 Dorno PV - Italia
P. +39 0382 848811 - F.+39 0382 84668 - M. info@ghibliwirbel.com

www.ghibliwirbel.com

MEMBER OF RIELLO INDUSTRIES

ghibli & wirbel

Professional Cleaning Machines Since 1968

RIDER




RIDER R 65 RD 55



RIDER R 65 RD 55



Available in both institutional colors.



RIDER R 65 RD 55 BC



Available in both institutional colors. Battery charger 24V 20A, battery set (2 pcs) 12V 105 Ah on standard equipment



RIDER R 65 RD 55
Twin brushes,
cleaning width 550 mm,
squeegee width 650 mm

Suction tubes
and drain hose




SIMPLE TO USE
AND EASY TO MAINTAIN.

RIDER MEANS CONVENIENCE

EVERYTHING IS SIMPLE WITH RIDER!

- 1. Three separate levers allow the user to lift up and down both the squeegee and the brush head and to manage in an easy way the water flow.
- 2. Smooth steering wheel, easy to use, intuitive and user friendly control panel.



EASY PREPARATION AND ORDINARY MAINTENANCE

Rider's daily maintenance is extremely simplified:

- 3. Fast filling of the solution tank, recovery tank easy to drain and clean;
- 4. filter and recovery tank easy to clean;
- 5. immediate access to the brush deck: brushes easy to install/remove;
- 6. compact squeegee: immediately accessible squeegee blades (usable on the four sides) extremely easy to install/remove (no tools).



IMMEDIATE ACCESS TO ALL THE MAIN COMPONENTS

Rider has been thought and developed to simplify any kind of maintenance. Tiltable tanks: the vac motor, the battery compartment and all the "sensitive" components (PCB, relay, ...)



RIDING THE FUTURE!

COMPACT, MAKING THE REAL DIFFERENCE

Rider 65 means the right mix of compactness, harmony of shapes and ergonomics. A modern, high impact design ... giving to Rider 65 the right personality and appeal ... taking care of the comfort too. Every detail has been studied to guarantee the perfect ergonomics and ease of use:

- easy **access from both sides** to the machine;
- **comfortable seat**, it perfectly hosts the operator. Right distance from the steering wheel, to work in comfort even for a long time;
- **control panel**: intuitive, and convenient;
- **great sight line**, clear view.



TOP PERFORMANCE AND RESULTS!

TRACTION: Rider is available in two main variants, with **front and rear traction**. A double offer to match any specific customer need, keeping always the same great results: reactivity, agility, high grip and reliability. CLEANING: even here a double choice, with two different brush heads options; the classic twin brushes system (R 65 RD 55) or the **4 brushes** one (R 65 FD 65). 4 small brushes but with a good down pressure, surrounding the driving wheel, for the **best floor coverage** and cleaning results, even in narrow spaces or congested areas. DRYING: compact and reactive, the **Rider's squeegee** naturally adapt itself to every movement of the machine. The results are excellent drying performance on every kind of surface and during all movements of the machine (sharp curves, U-turn, ...). NOISE LEVEL: the low noise level makes the machine absolutely suitable for day cleaning and for sensitive areas.



YOU CAN WORK EVERYWHERE

The main Rider 65 distinctive feature is for sure the incredible **manoeuvrability**. Rider is **tall and thin**, so it can move and work in the best way even in the most narrow, congested, difficult environments, where all the other similar machines are not able to work. **Cleaning closed to wall** in small areas, making the impossible **U-turn operations (only 115 cm)**, so moving and working in every small space and area ... that's Rider! There's no place she can't reach and clean



FAST AND REACTIVE

HARD-WORKING WITHOUT STRESS ...

65 liters of tanks capacity, together with an easy management of the water flow, allow to work without stress for a long time (no frequent solution tank recharge). High productivity (more than 3000 m²/h) and running time, for long working sessions.

EMBRACING BRUSH DECK

TECHNICAL DATA & ACCESSORIES

MAX FLEXIBILITY ... EVEN IN THE EQUIPMENT!
Several different models, diversified in features and equipment and a wide range of accessories. A wide offer to "wear" Rider 65 and make it suitable for any kind of task.

STANDARD ACCESSORIES

cod. 4905-0043-0	←	Brush 11" PPL ø 0,6*	
		Brush 7" PPL ø 0,6**	→ cod. 4905-0037-0
cod. 18.0063.00	←	Battery charger 24V 20A	
		Battery set 12V 105Ah	→
cod. 96.0010.00	←	Set rubber squeegee blades 650mm (front+rear)*	
		Set rubber squeegee blades 750mm (front+rear)**	→ cod. 95.0091.00

OPTIONAL ACCESSORIES

cod. 4915-0013-0	←	Pad holder 11"*	
		Pad holder 7"***	→
cod. 4905-0048-0	←	Brush 11" tynex*	
		Brush 7" tynex**	→ cod. 4905-0041-0
cod. 96.0011.00	←	Set PU squeegee blades 650mm (front+rear)*	
		Set PU squeegee blades 750mm (front+rear)**	→

* Rider R 65 RD 55
** Rider R 65 FD 65

TECHNICAL DATA

Model	Ref.No	Power Supply	Tank capacity	Cleaning width	Squeegee width	Rated power	Max speed	Productivity (theor./practical)	Running time	Down pressure/contact pressure	Weight (empty/with batteries)	Dimensions (l x w x h)
			l	mm	mm	W	km/h	m²/h	h	g/cm²	kg	mm
RIDER R 65 RD 55	10.0552.00	Battery 24V	65/65	550	650	1.400	5,5	3.000	2,5-3	19/16,3	136/216	1.150x780x1.425
RIDER R 65 RD 55	10.0552.01	Battery 24V	65/65	550	650	1.400	5,5	3.000	2,5-3	19/16,3	136/216	1.150x780x1.425
RIDER R 65 RD 55 BC	13.0552.00	Battery 24V	65/65	550	650	1.400	5,5	3.000	2,5-3	19/16,3	136/216	1.150x780x1.425
RIDER R 65 RD 55 BC	13.0552.01	Battery 24V	65/65	550	650	1.400	5,5	3.000	2,5-3	19/16,3	136/216	1.150x780x1.425
RIDER R 65 FD 65	10.0654.00	Battery 24V	65/65	650	750	1.650	5	3.250	2,5-3	22/20,4	140,5/220,5	1.150x780x1.425
RIDER R 65 FD 65	10.0654.01	Battery 24V	65/65	650	750	1.650	5	3.250	2,5-3	22/20,4	140,5/220,5	1.150x780x1.425
RIDER R 65 FD 65 BC	13.0654.00	Battery 24V	65/65	650	750	1.650	5	3.250	2,5-3	22/20,4	140,5/220,5	1.150x780x1.425
RIDER R 65 FD 65 BC	13.0654.01	Battery 24V	65/65	650	750	1.650	5	3.250	2,5-3	22/20,4	140,5/220,5	1.150x780x1.425